

Transitioning Your Accounting And Payroll Systems To The Cloud



Michael Marinaro, CPA, MCTS

Michael Marinaro is a partner in Gross Mendelsohn's Technology Solutions Group. With years of experience consulting with clients on ERP software, Michael enjoys helping businesses save time and increase efficiencies by integrating systems together.



About Gross Mendelsohn

- Provides accounting software, networking solutions and cyber security consulting services for businesses
- More than 25 years of experience providing realistic and honest guidance to various industries
- Firm established in 1960
- Technology division in existence since 1990s
- Led by CPAs and seasoned technology professionals



About Gross Mendelsohn

- NetSuite Authorized Solution Provider as well as Microsoft Gold Cloud Solution Provider
- Independent view — we work with multiple products
- Can tap into the tax, accounting and investment resources available within Gross Mendelsohn
- Pride ourselves on providing outstanding client service



What is a cloud ERP?



Cloud ERP Solutions

- Application in the cloud
 - No on-premises servers or hardware
- Encompasses your core financials, supply chain, service and project management, manufacturing and human capital management (HCM)
- Available from a web browser, tablet or mobile device
- [Dynamics 365 Business Central](#) and [Oracle NetSuite](#) are good examples



What are differences between an on-premises ERP and a cloud ERP?




Product/Feature	On-Premises ERP	Cloud ERP	
Basics	Where?	On-premises or via service provider (Azure/Power GP)	Oracle or Microsoft Cloud
	Licensing	Perpetual license - buy the software and then pay an annual maintenance fee (subscription pricing is also available)	Subscription pricing (priced per user and per feature)
	Upgrades/Updates	Must update annually to stay current (updates are installed/run manually)	Updates and new features added automatically multiple times throughout the year
Reporting	GL Account Structure	Single account string with multiple segments	Natural chart of accounts with segments/dimensions for further transaction classification These separate classifications allow for greater reporting flexibility
	Mobile Reporting	Power BI/SEI (requires a data gateway and on-premises setup)	Native reporting from the application available via web browser or mobile app Native connections to Power BI or other third-party reporting applications



	Product/Feature	On-Premises ERP	Cloud ERP
Integration and 3rd Party Applications	Approvals and Workflows	<p>Approvals included for most tasks</p> <p>Must be on site or connected via VPN to approve</p>	<p>Preconfigured approval workflows included and can be extended via cloud services such as Power Automate to non-ERP users</p> <p>Items can be approved via web browser or mobile app from anywhere</p> <p>Business process workflows can automate manual tasks and routing to save time</p>
	Importing Data	Desktop integration tools (Integration Manager, System Manager Import) or cloud connected application such as SmartConnect through a data gateway and on-premises setup	<p>Native web APIs; Cloud based integration platforms such as SmartConnect or Celigo</p> <p>Native file import functionality</p>
	Third-Party Tools	Deep ecosystem of third-party tools that integrate into GP/Sage	Marketplace of third-party apps that integrate with or run in NetSuite/Business Central
	U.S. & Canadian Payroll	Yes	Tight integrations with services providers such as ADP, third-party apps



Demo: NetSuite – A modern cloud ERP



Why migrate to a cloud ERP?



Move To The Cloud


- Corporate cloud strategy
- Tired of upgrades/patches
- End of life/legacy product
- Don't want to maintain/upgrade on-prem hardware
- Easy, agile deployment and scalability
- Take advantage of modern integrating cloud applications
- Utilize modern features that are not available with on-prem



How do you migrate to a cloud ERP? What is the process?



How long does it take?



What data converts?



What about third-party products?



Free Assessment

We will analyze your existing environment and generate your personalized report, which includes:

- Summary of the modules, features and ISV solutions in use
- Confirmation of product version, data consumption and other industry-specific requirements
- Assessment of your readiness to move to a cloud ERP
- Guidance on next steps including scope of implementation and proposed migration plan

Next Steps

- Schedule a call to see if a migration is right for you
- Utilize our free migration assessment
- Flat rate migration options available
- Request a consultation using this QR code:



Agenda for today

- Introductions
- ADP
- Migrating from GP to ADP
- Demo

Your Presentation Team



Christy Rodriguez
VAR + ERP Channel Manager

- Payroll/HR specialist
- Dedicated Gross Mendelsohn representative
- 6 years experience



Michael Sodano
Solution Expert, Partner Channel

- Human capital management business consultant helping businesses solve their most critical business challenges surrounding human resources

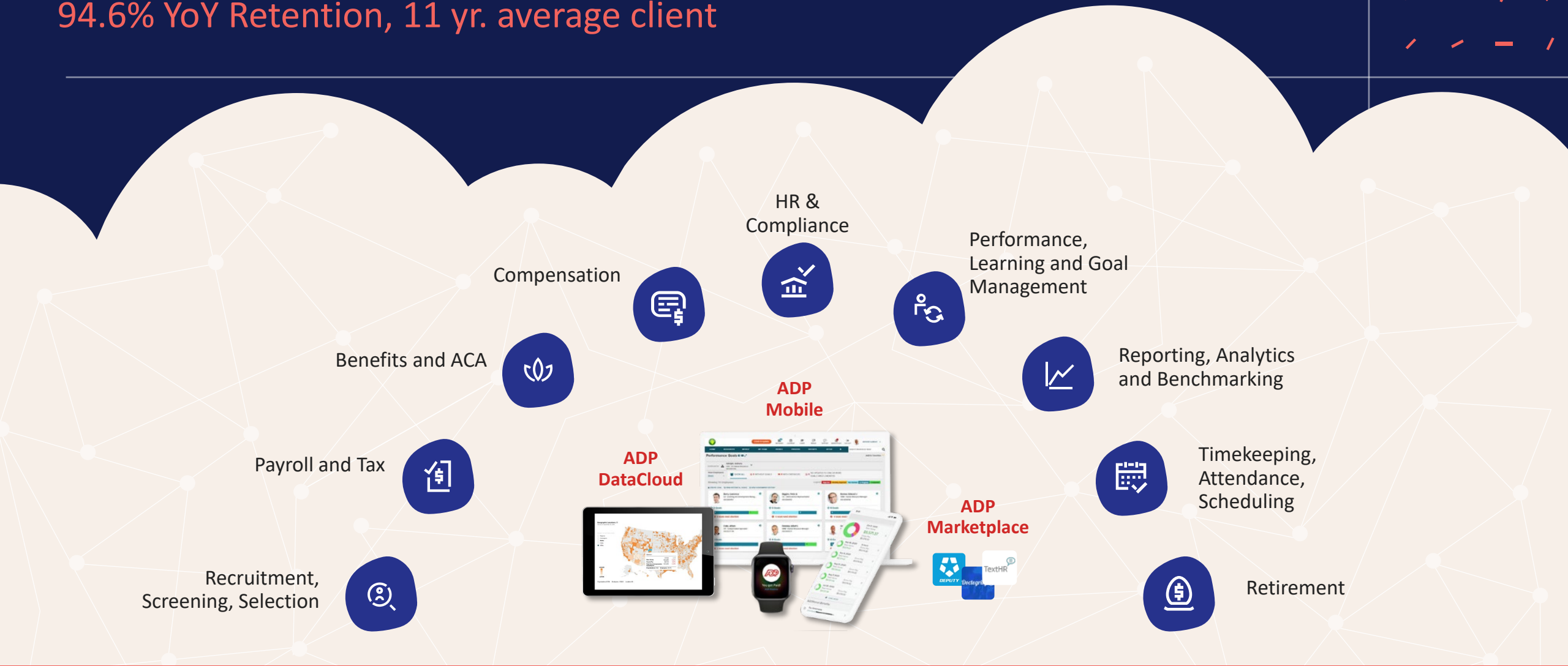
POLL QUESTION

What do you need the most help with?

1. Eliminating manual re-entry with integration points
2. Utilize data/analytics to improve business decisions
3. Improving your employee life cycle
4. Payroll and tax filing

ADP Workforce Now®

94.6% YoY Retention, 11 yr. average client

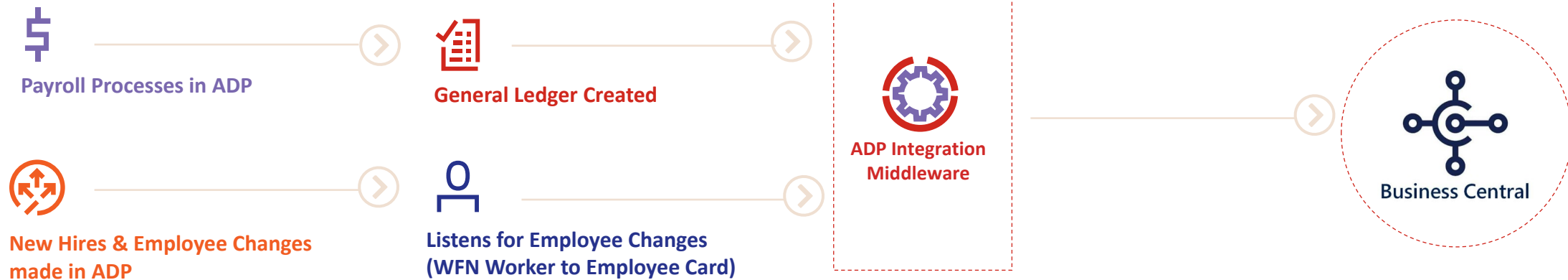




Moving from GP to ADP... everything in pink, we take off your plate!


Payroll Preparation and Calculations	Payroll Production and Distribution	Banking and Tax Filing	3rd Party Reporting & General Ledger	Quarterly and Year-end Services	Payroll Account Management
Payroll Time Entry	Gross to Net	Direct Deposit ACH file sent to Bank	New Hire Reporting	Create Quarterly Earnings Records	Day to Day Payroll Support
New Hires, Terms and Changes	Check Production	Positive Pay	Garnishment Disbursements	Wage and Tax Registers	Handle Schedule Changes
Adjustments & Voids	Check Signing	Check Reconciliation	Maintain and Run 401k Interface	Year-End Reporting	Provide resources for employee questions
Setup and Maintain Payroll Calculations	Check Stuffing	Payroll Tax Filing and Deposits	Maintain and Run Benefits Interface	Print W2's	Payroll maintenance for Interfaces
Benefit Accruals	Check Sorting	Respond to Tax Agency Tracers	Maintain and Run General Ledger Interface	Distribute W2's and 1099's	Manage mergers and Spin-offs
Deductions in Arrears	Check and Report Delivery	Maintain tax filing jurisdiction information	Maintain and Run Other payroll Interfaces	Create and Issue W2 adjustments	Coordinate Test payrolls
Group Term Life Calculations	Production of Payroll Reports: Payroll Register, Earning Records, Check Reconciliation Report, etc.	Amendment Processing	Sarbanes Oxley Reporting SAS70 Type II Reports	Adjustment Processing	Application Support and Maintenance
401k Calculations Match, Loans, and Limits		Escheatment		Issue W2 Reprint Requests	Payroll maintenance such as accumulators, calculations, earnings, etc..
Flexible Benefits Plans		On-line Pay Statements		Define Quarterly and Year-End Procedures	Application Support and Maintenance
Garnishment Calculations					Full System Backups
Issue Pay Statement Reprint Requests					Disaster Recovery and Contingency Planning


ADP WorkForce Now + D365 BC Integration


Built by ADP, certified by Microsoft



 **Payroll Journal Entries** are passed from ADP's General Ledger Interface system quicker and easier following a payroll cycle..

 **Employee Data:** Hire, rehire, terminate, address add/change/remove, birth name, legal name, email, phone, employee ID, job title, employment date, name, status

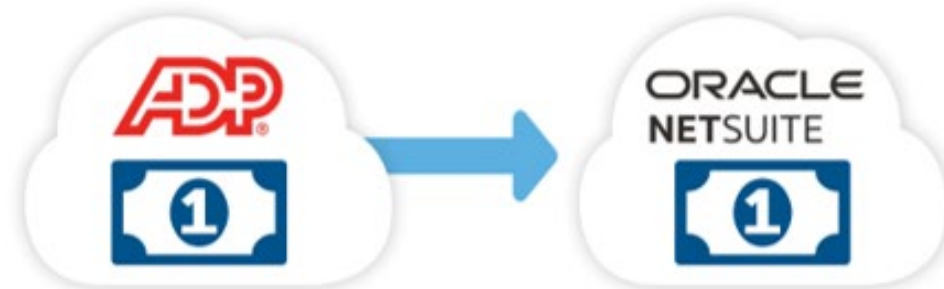
 **General ledger data:** Automatic push of journal entries from ADP WFN GLI into D365 BC General Ledger

 **Employee data:** Integration listens for new hires and changes in ADP and pushes them over to D365 BC Employee Card

NetSuite & ADP Integration



- 1 ADP Payroll to NetSuite Journal Entries.
- 2 New Hires and Employee Updates from ADP to NetSuite.
- 3 Expense Reimbursement from NetSuite to ADP.
- 4 NetSuite Projects to Labor Allocation Codes in ADP Essential Time.
- 5 ADP Time Card Data to NetSuite.





DEMO

Footer in sentence case



Questions?





Contact Us



410.685.5512



mmarinaro@gma-cpa.com



www.gma-cpa.com/technology

Connect On Socials



Consultation Request

